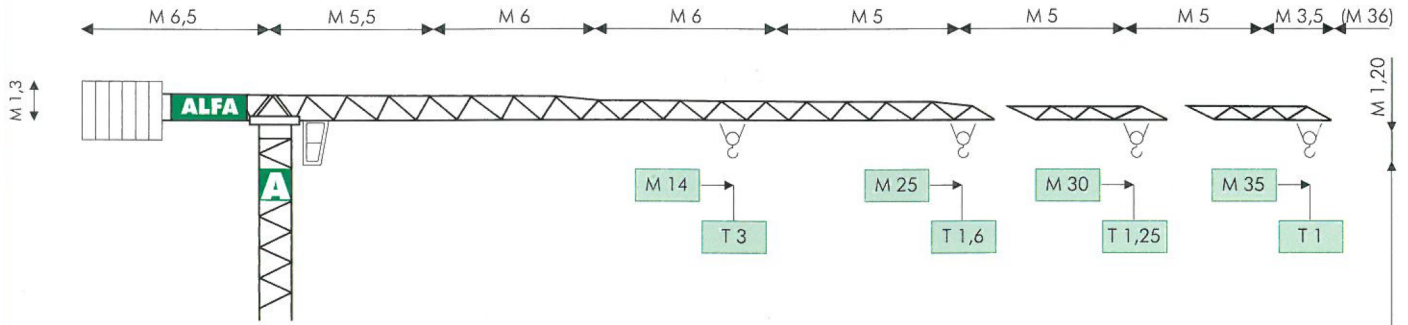




ALFA

A547

MODELLO / TYPE A 547

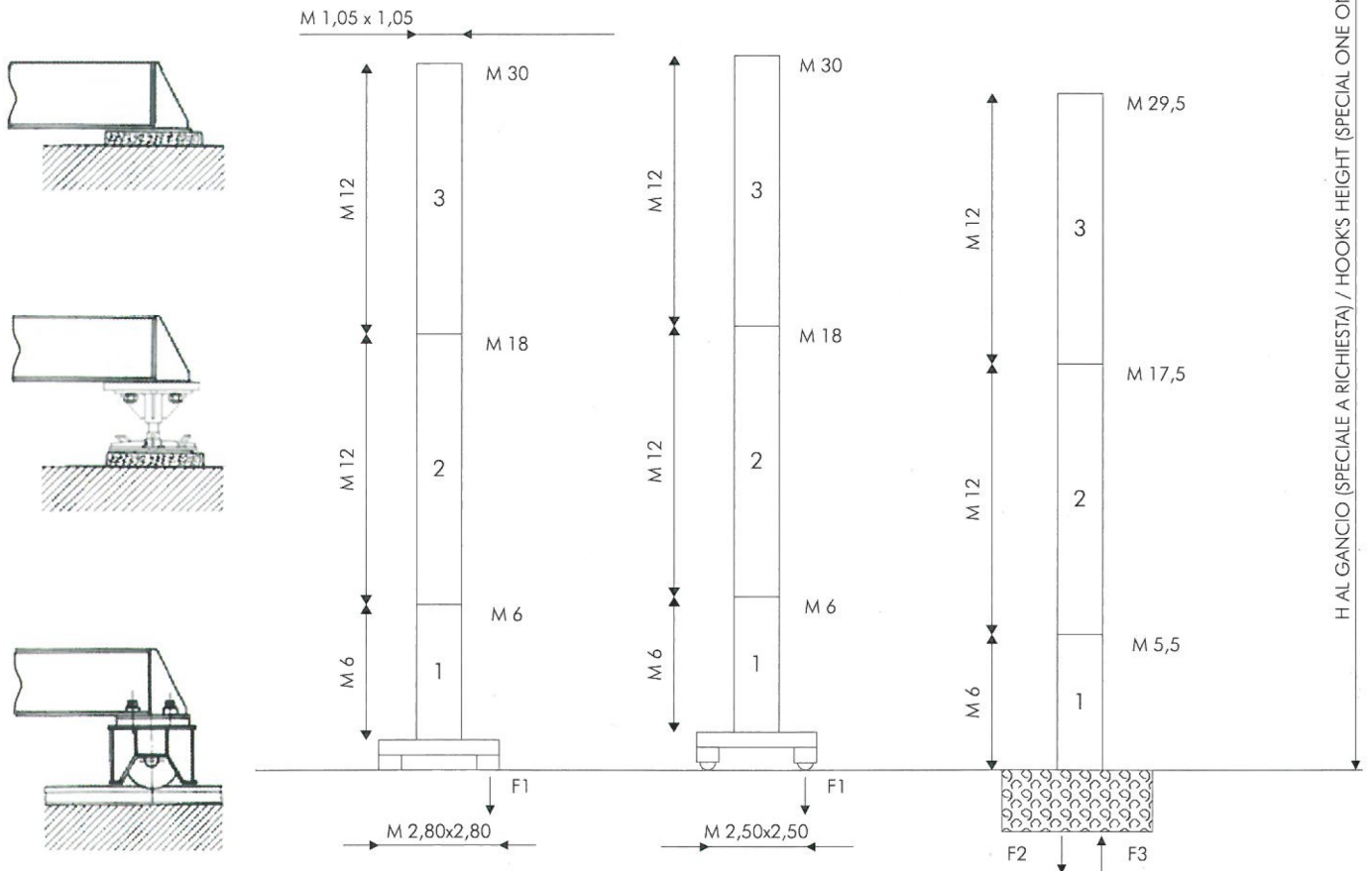


COMPOSIZIONE TORRE / TOWER SECTIONS

FISSA SUL CARRO
FIXED ON CARRIAGE

TRASLANTE
TRAVELLING

FISSA SENZA CARRO
FIXED WITHOUT CARRIAGE



H AL GANCIO (SPECIALE A RICHIESTA) / HOOKS HEIGHT (SPECIAL ONE ON REQUEST)

● IN ESERCIZIO / IN SERVICE
■ FUORI ESERCIZIO / OUT OF SERVICE

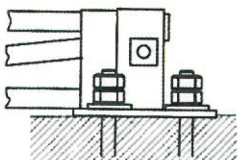
F1 ● T 35 ■ T 42

~T13

F2 ● T 40 ■ T 51

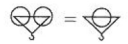


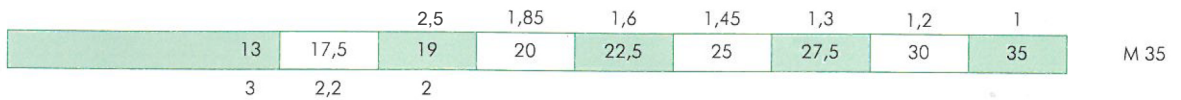
F3 ● T 29 ■ T 41

~T10,5

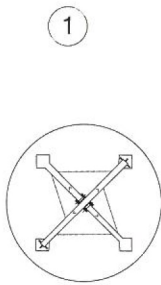


DIAGRAMMI DI CARICO / LOAD DIAGRAMS

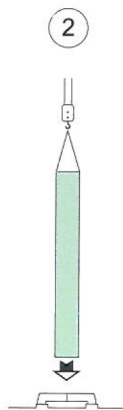
A 547



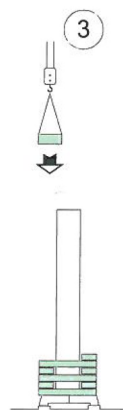
MONTAGGIO / ERECTION




ASSEMBLAGGIO BASAMENTO
CARRIAGE ASSEMBLY



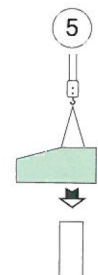
MONTAGGIO PRIMO ELEMENTO
FIRST MAST SECTION ASSEMBLY



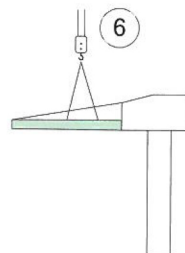
CARICO ZAVORRA
BALLAST LOADING



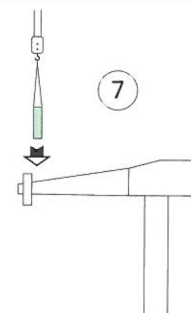
MONTAGGIO EVENTUALI ALTRI ELEMENTI
EVENTUAL OTHER MAST SECTIONS ASSEMBLY



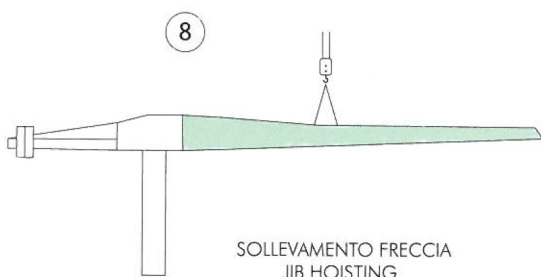
MONTAGGIO ROTAZIONE
SLEWING GROUP ASSEMBLY



MONTAGGIO CONTROFRECCIA
COUNTERJIB ASSEMBLY



CARICO PARZIALE CONTRAPPESO
PARTIAL COUNTERWEIGHT LOADING

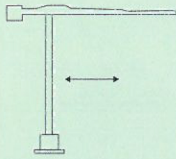
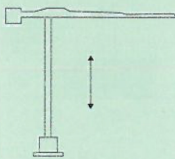
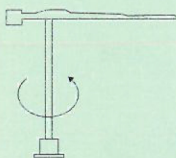



SOLLEVAMENTO FRECCIA
JIB HOISTING



COMPLETAMENTO CONTRAPPESO
FINAL COUNTERWEIGHT LOADING

MECCANISMI / MECHANISMS A 547

	KW	M/1'		KW	M/1'	T
	4	10/20/40				
	5.5	RPM 0.9		 0>25 4/10 20/25	4/4 2/1	

ALIMENTAZIONE/POWER SUPPLY	V	400/50HZ	
ASSORBIMENTO/MAINS SUPPLY	KW	15	RADIOCOMANDO/RADIOCONTROL
CABINA PENSILE/SLEWING CAB		♦	TIRO IN QUARTA/FOUR FALLS REEVING ♦
CONTRAPPESO/COUNTERWEIGHT	~T	13,7	ZAVORRA BASE/BASE BALLAST ~T 18▶58 ♦

dati non impegnativi e modifiche riservate / subject to modifications

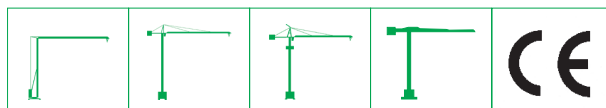
a richiesta / on request ♦

CARATTERISTICHE PRINCIPALI

STRUTTURE IN ACCIAIO FE 510C A NORME DIN • ACCOPPIAMENTI SPINATI, SEDI ALESATE • PERNERIA, FUNI, PIATTAFORME, SCALE E PASSERELLE AEREE ZINCATE • RUOTISMI SU CUSCINETTI E RIDUTTORI EPICICLOIDALI IN PRESA DIRETTA • RALLA PRECARICATA E TRATTATA TERMICAMENTE, CON LUBRIFICAZIONE CENTRALIZZATA (ALFALUB) • ROTAZIONE ELETTRONICA A REGOLAZIONE CONTINUA DI VELOCITA' (SECAS III) • DISTRIBUZIONE A DUE VELOCITA', O SU RICHIESTA, A REGOLAZIONE CONTINUA DI VELOCITA' (SECAS III) • TRASLAZIONE ELETTRONICA A REGOLAZIONE CONTINUA DI VELOCITA' (SECAS III) • RUOTE DI TRASLAZIONE IN ACCIAIO FUCINATO, TRATTATE TERMICAMENTE • PIATTAFORMA GIREVOLE, CON I PRINCIPALI GRUPPI ELETTROMECCANICI A BORDO • TIRO IN QUARTA • CABINA PENSILE ROTANTE • ARMADIO ELETTRICO IN ACCIAIO INOX A NORME CEI • VERNICIATURA AD IMMERSIONE CON DOPPIA MANO DI SMALTO AL CROMO-ZINCO (DEPAS) • DISPOSITIVI DI SICUREZZA SECONDO LA DIRETTIVA MACCHINE EUROPEA "CE".

MAIN FEATURES

ST 510C STEEL STRUCTURES CONFORM TO DIN RULES • PINED CONNECTIONS, BORED SEATS • GALVANIZED PINS, ROPES, PLATFORMS, LADDERS AND FOOTPATHES • DRIVING MECHANISMS ON BEARINGS AND DIRECT DRIVE PLANETARY GEARS • PRELOADED AND HEAT TREATED SLEWING RING WITH CENTRALISED LUBRICATION (ALFALUB) • ELECTRONIC SLEWING WITH CONTINUOUS SPEED ADJUSTMENT (SECAS III) • TWO-SPEED TROLLEY WINCH OR, ON REQUEST, WITH CONTINUOUS SPEED ADJUSTMENT (SECAS III) • ELECTRONIC TRAVELLING WITH CONTINUOUS SPEED ADJUSTMENT (SECAS III) • FORGED STEEL TRAVELLING WHEELS HEAT TREATED • SLEWING PLATFORM WITH MAIN ELECTRO-MECHANICAL GROUPS ON BOARD • FOUR FALLS REEVING • SLEWING OPERATOR'S CAB • STAINLESS STEEL ELECTRICAL BOARD PANEL CONFORMS TO CEI RULES • DIPPING PAINTING WITH DOUBLE COAT OF CHROMIUM ZINC ENAMEL (DEPAS) • SAFETY DEVICES ACCORDING TO "CE" EUROPEAN MACHINE DIRECTIVE.



ALFA GRU srl
Via Pian di Vico 21/23
47863 Novafeltria (RN) - Tel. 0541 1480374
info@alfagru.com - www.alfagru.com

AGENTE / DEALER